

Inhaltsverzeichnis

安装与更新方式 2

安装资源 2

权限 2

更新 2

Beta version 3


Development version 4

等待修复 此页面没有被翻译完全。请帮助翻译本页。
(当全文翻译完时请移除这个段落。)

安装与更新方式

安装资源


安装c:geo的方式有很多种，如下表所示：

资源	详情
Google Play	这是安装和更新c:geo最简单的方式，您还可以定期收到最新版本的更新推送。如果您有Google账号并可以在设备上使用Google Play应用，建议使用这种方式安装和更新c:geo。
APK文件	如果您无法使用Google Play（并且有直接安装应用的经验），可以从我们的Github仓库上下载c:geo最新版本的APK文件。 <div> 请注意，在这种情况下，您将不会收到Google Play的更新推送。但是，如果您的版本已经过时c:geo主页会显示 notification，您需要手动下载新的APK文件来更新。</div>
FDroid仓库	这个选项适用于想要基于FDroid构建自己的版本并且知道自己在做什么的进阶用户。

权限

在安装过程中或首次启动应用程序时（取决于Android版本），您将被告知并需要同意c:geo在您的设备上获得以下权限：

权限	详情
定位	c:geo需要获取您设备上的GPS信息，以便定位并计算您到藏宝点的距离与方向。
照片/媒体/文件	一旦您将藏宝点设为离线使用c:geo将把数据写入到您的手机储存或SD卡。此外c:geo将使用您的手机存储进行文件的导入和导出以及离线地图的读取。 如果您在日记中附加照片c:geo将使用您的设备相机。

 请确保授予这些权限，否则c:geo将无法正常工作！

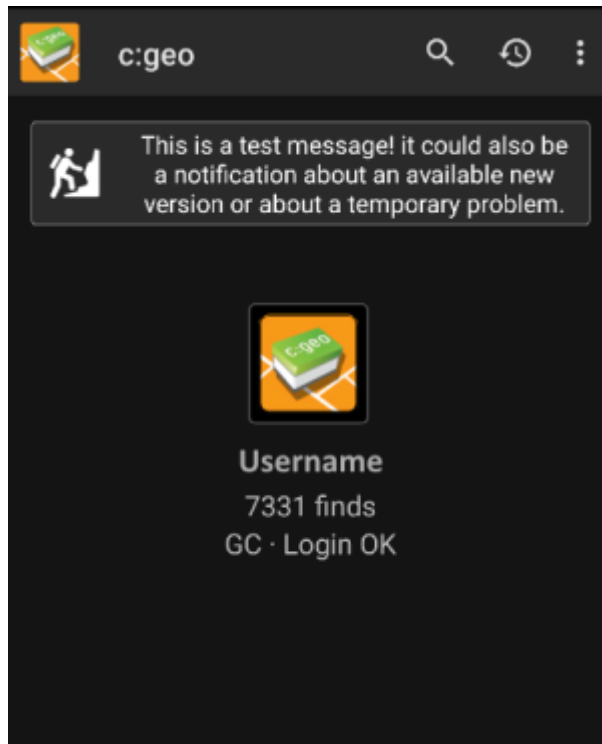
更新

我们将不定时发布c:geo的更新。

 我们建议您在有新版本可用时尽快更新，因为旧版本可能无法正常使用(例如c:geo在紧急维修漏洞或服务端改变的情况下)。

如果您是从Google Play安装的c:geo一旦有新版本您将会收到Google Play的更新通知。您只需跟随通知指示或在Google Play中打开c:geo以进行更新。

此外c:geo还使用通知系统来提醒您有新版本可用或存在临时问题。您可能在c:geo主页上看到类似这样的消息：



您可以点击该消息以获取更多信息（存在临时问题时）或前往Google Play更新您的安装（有更新通知时）。

Beta version

If a new version is considered to be ready to be released (a so called „Release candidate“), we might in a first step make it available as beta version to get user feedback and be able to find bugs or problems we did not yet see during the development.



Usually these beta versions are stable, still there is a small possibility that not all functions work as expected. However we encourage you to use them, as this really helps us a lot!

The beta versions are also distributed over Google Play and work seamlessly together with updating from and to our release versions automatically. All you need to do is enable beta testing for c:geo on Google Play by following this link:

[Become beta tester for c:geo!](#)

After you activated the beta testing, you will receive beta versions alongside with the official versions via Google Play. This means, that you will still receive all official versions but also additionally receive an update if a newer beta version is available. Furthermore you can as a beta tester send us your feedback and problem reports via a dedicated Google Play feedback form.

While you are subscribed to the beta testing Google Play (for some reason) always shows c:geo (Beta) in the store entry, also while we currently might not even have an active beta version but you are on the official release version. If you look into [About c:geo](#) you can check if you are currently using a beta version: If there is a suffix -RC in the version number, it is a beta version.

If you wish to discontinue beta testing just use the link above and deselect the beta testing mode. Afterwards you might need to uninstall the beta version from your device and reinstall the normal version from Google Play.

Development version

Check the [development section of our homepage](#) to learn more about development versions and our so called nightly builds.