

Table of Contents

- Trackable details** 2
- Top Bar Menu** 3
- Details Tab** 4
 - Description 4
 - Goal 4
 - Details 5
 - Image 5
- Logbook Tab** 5
- Image tab** 6



Deze pagina is nog niet volledig vertaald. Help alsjeblieft de vertaling compleet te maken.

(verwijder deze paragraaf als de vertaling is voltooid)


Trackable details

De trackable details pagina's bieden je alle informatie over een specifieke trackable. Ze kunnen worden geopend door op een trackable te klikken op de inventarispagina van de [cache-details](#) uit de inventaris, die wordt weergegeven op het [logboek scherm](#) of door [direct zoeken](#) voor de openbare of geheime trackingcode van een trackable.

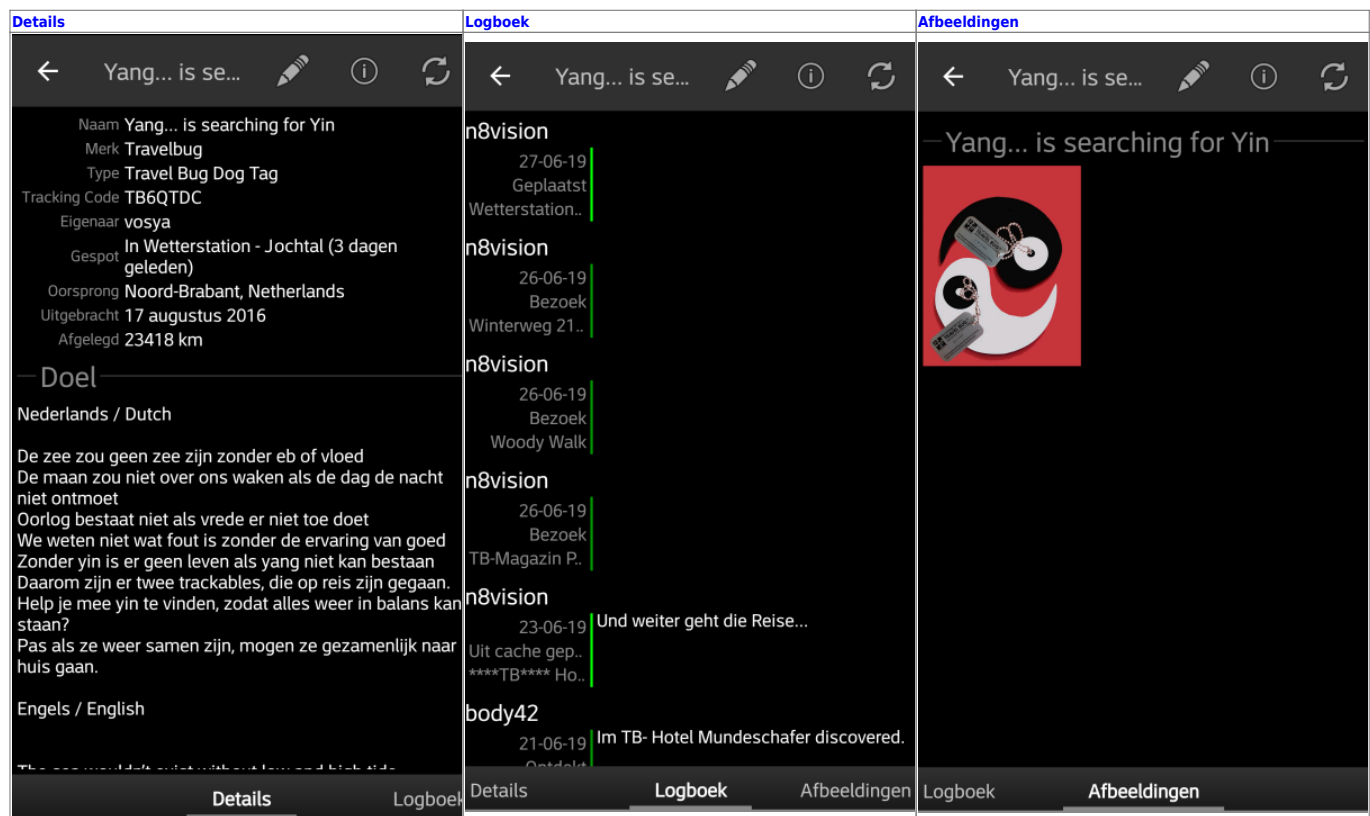


De trackable gegevens worden verdeeld over verschillende tabbladen die toegankelijk zijn door van links naar

rechts te vegen of omgekeerd. Het tabblad met details wordt altijd als eerste geopend. Onderaan op elk tabblad zie je de naam van het huidige tabblad en kun je dit ook gebruiken om tussen de tabbladen te navigeren. Het menu van de bovenste balk is hetzelfde op alle tabbladen.


 Aangezien niet alle [trackable merken](#) worden ondersteund met al hun functies, kunnen sommige tabbladen ontbreken, afhankelijk van het trackable merk.


Je kunt de volledige volgorde van de tabbladen in de onderstaande tabel bekijken. Als je op de afbeeldingen in de tabel klikt, wordt een grotere versie geopend. Als je op de naam klikt, kom je direct in het relevante gedeelte van deze gebruikershandleiding:



Top Bar Menu

The top bar is available from all tabs and provides several functions related to the trackable:

 The icons shown in the top bar and the contents behind the overflow menu button are distributed dynamically based on your device resolution and screen orientation. Thus it might be possible, that more or less items can be found behind the menu button or instead shown as icons in the top bar on your device. In case a menu entry is shown as an icon you can long press the icon to get a popup showing its function.

Icon	Function	Description
	Log touch	Compose a log for this trackable.

Icon	Function	Description
	Open in Browser	Opens your default browser to show the trackable page on the geocaching website.
	Refresh	Updates all tabs of the trackable details from the server.
	Menu overflow button	Clicking here will open the menu of functions not fitting into the top bar on your device, thus being displayed as a list instead. On most devices this icon will not be shown as all menu functions fit into the menu bar.

Details Tab


Description



The first section on the trackable details tab provides all relevant information about this trackable as shown in the table below.

Name	Description
Name	The name of the trackable.
Brand	Shows the brand of the trackable (e.g. Travel Bug for a geocaching.com trackable, Geokrety for a geokrety.org trackable)
Tracking Code	The public tracking code (TBxxxx) of this trackable.
Owner	The name of the owner of this trackable. You can click on this field to open a context menu to perform actions related to this owner.
Spotted	The name of the cache or the user, where this trackable has been last seen/logged. Additionally it shows the days since the last move or discover log for this trackable. You can click on this field to get more information about the cache or the user.
Origin	Country of origin of this trackable.
Released	The release date of this trackable.
Traveled	The mileage this trackable already traveled. Depending on your settings this value might be shown either in miles(mi) or kilometer(km).

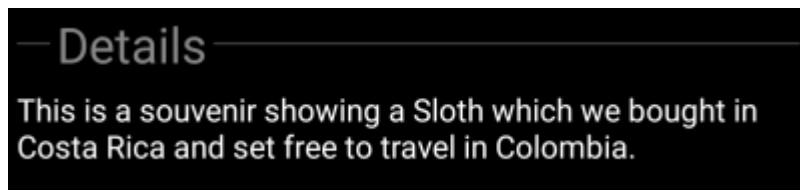
Goal



This section of the details tab shows the goal description provided by the owner of this trackable.

You can click on the goal description to copy the text or parts of it to your clipboard. Furthermore you can use it to trigger translating the description into another language.


Details



This section of the details tab shows the detailed description provided by the owner of this trackable.

You can click on the detailed description to copy the text or parts of it to your clipboard. Furthermore you can use it to trigger translating the description into another language.

Image



This section of the trackable details tab shows the default image the owner assigned to this trackable.

Clicking on the image opens the picture in your default image viewer.

Logbook Tab



This tab contains a scroll able list with the log entries, each containing the username, the log date, the log type, the cache associated to the trackable log and the log text.

Clicking on the username will open a context menu with owner related search options.

Clicking on the log text allows you to copy the text to your clipboard. Furthermore you can use it to trigger translating the log into another language.

Image tab



This tab contains the images available for the trackable. It will contain all pictures from the trackable description as well as all pictures attached to logbook entries available in the [logbook tab](#).

 This is not the same function as the trackable gallery on the geocaching web page, as only the log pictures of the most recent 35 logs but not all are shown here.

Clicking on an image opens the picture in your default image viewer.

 If the image contains coordinates in its header info, a small compass rose icon will be shown on the lower left corner of the image. In this case you can short click or long click on that icon to start your preferred or secondary preferred [navigation](#).