

Table of Contents

- Matkaajan tiedot** 2
- Top Bar Menu** 3
- Details Tab** 4
 - Description 4
 - Goal 4
 - Details 5
 - Image 5
- Logbook Tab** 5
- Image tab** 6



This page is not fully translated, yet. Please help completing the translation. (remove this paragraph once the translation is finished)

Matkaajan tiedot

Matkaajan tietosivut näyttävät kaikki tiedot tietystä matkaajasta. Matkaajan tietosivun voi aukaista klikkaamalla matkaajaa [kätkön tietojen](#) tavaraluettelossa, [kirjausnäkymän](#) tavaraluettelossa tai suorittamalla [haun](#) julkisella tai salaisella matkaajan seurantakoodilla.

←
Elmo - The Sloth
✎ ⓘ ↺

Name Elmo - The Sloth
 Brand Travelbug
 Type Travel Bug Dog Tag
 Tracking Co... TB7FP4D
 Owner Lineflyer
 Spotted In Der Wassermann vom Grundlsee
 (55 days ago)
 Origin Colombia
 Released January 31, 2017
 Traveled 15285 mi


Goal

Travel through the Carribean Sea

Details


This is a souvenir showing a Sloth which we bought in Costa Rica and set free to travel in Colombia.

Image






DETAILS
LOGBOOK
IMAGES

Matkaajan tiedot jaetaan useisiin välilehtiin, joiden välillä voit vaihtaa pyyhkäisemällä vasemmalle tai oikealle. Matkaajan tietosivu aukeaa aina ensimmäisenä. Jokaisen välilehden alaosassa näkyy nykyisen välilehden nimi ja voit myös käyttää tätä liikkumiseen välilehtien välillä. Yläosan valikko on samanlainen kaikilla välilehdillä.


 Kaikkien [matkaajabrändien](#) kaikkia toimintoja ei välttämättä tueta, joten brändistä riippuen joitakin välilehtiä voi puuttua.


Näet välilehtien järjestyksen alla olevassa taulukossa. Klikkaamalla kuvaa saat auki isomman version, klikkaamalla otsikkoa pääset suoraan kyseiseen osioon käyttöoppaassa:

Yksityiskohdat	Lokikirja	Kuvat
<p>Elmo - The Sloth</p> <p>Name Elmo - The Sloth Brand Travelbug Type Travel Bug Dog Tag Tracking Co... TB7FP4D Owner Lineflyer Spotted In Der Wassermann vom Grundlsee (55 days ago) Origin Colombia Released January 31, 2017 Traveled 15285 mi</p> <p>Goal Travel through the Carribean Sea</p> <p>Details This is a souvenir showing a Sloth which we bought in Costa Rica and set free to travel in Colombia.</p> <p>Image</p>  <p>DETAILS LOGBOOK IMAGES</p>	<p>Elmo - The Sloth</p> <p>BA_huntress 12/1/21 Kristalliner Schiefer Visited</p> <p>BA_huntress 12/1/21 Ars Electronica Center (AEC) – Linz Visited</p> <p>BA_huntress 11/21/21 AEC - Ars Electronica Center (Virtual R... Visited</p> <p>BA_huntress 11/18/21 Schloß Fuschl Retrieved Vom Fuschlsee geht's ins Ausseerland. Fuschlsee, Austria</p> <p>Mabre50997 10/15/21 Schloß Fuschl Placed Gute Reise weiter</p> <p>Mabre50997 8/23/20 Wald-Dose # 3 Retrieved Nach langer Zeit mal wieder einen TB gefunden</p> <p>2cachefix 8/16/20 Wald-Dose # 3 Placed</p> <p>2cachefix 8/16/20 Basislager Retrieved aus dem etwas zu engen Versteck befreit ...</p> <p>DETAILS LOGBOOK IMAGES</p>	<p>Elmo - The Sloth</p>  <p>Fuschlsee, Austria</p>  <p>DETAILS LOGBOOK IMAGES</p>

Top Bar Menu

The top bar is available from all tabs and provides several functions related to the trackable:

 The icons shown in the top bar and the contents behind the overflow menu button are distributed dynamically based on your device resolution and screen orientation. Thus it might be possible, that more or less items can be found behind the menu button or instead shown as icons in the top bar on your device. In case a menu entry is shown as an icon you can long press the icon to get a popup showing its function.

Icon	Function	Description
	Log touch	Compose a log for this trackable.

Icon	Function	Description
	Open in Browser	Opens your default browser to show the trackable page on the geocaching website.
	Refresh	Updates all tabs of the trackable details from the server.
	Menu overflow button	Clicking here will open the menu of functions not fitting into the top bar on your device, thus being displayed as a list instead. On most devices this icon will not be shown as all menu functions fit into the menu bar.

Details Tab


Description



The first section on the trackable details tab provides all relevant information about this trackable as shown in the table below.

Name	Description
Name	The name of the trackable.
Brand	Shows the brand of the trackable (e.g. Travel Bug for a geocaching.com trackable, Geokrety for a geokrety.org trackable)
Tracking Code	The public tracking code (TBxxxx) of this trackable.
Owner	The name of the owner of this trackable. You can click on this field to open a context menu to perform actions related to this owner.
Spotted	The name of the cache or the user, where this trackable has been last seen/logged. Additionally it shows the days since the last move or discover log for this trackable. You can click on this field to get more information about the cache or the user.
Origin	Country of origin of this trackable.
Released	The release date of this trackable.
Traveled	The mileage this trackable already traveled. Depending on your settings this value might be shown either in miles(mi) or kilometer(km).

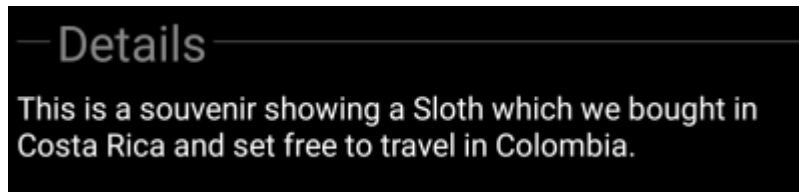
Goal



This section of the details tab shows the goal description provided by the owner of this trackable.

You can click on the goal description to copy the text or parts of it to your clipboard. Furthermore you can use it to trigger translating the description into another language.


Details



This section of the details tab shows the detailed description provided by the owner of this trackable.

You can click on the detailed description to copy the text or parts of it to your clipboard. Furthermore you can use it to trigger translating the description into another language.

Image



This section of the trackable details tab shows the default image the owner assigned to this trackable.

Clicking on the image opens the picture in your default image viewer.

Logbook Tab

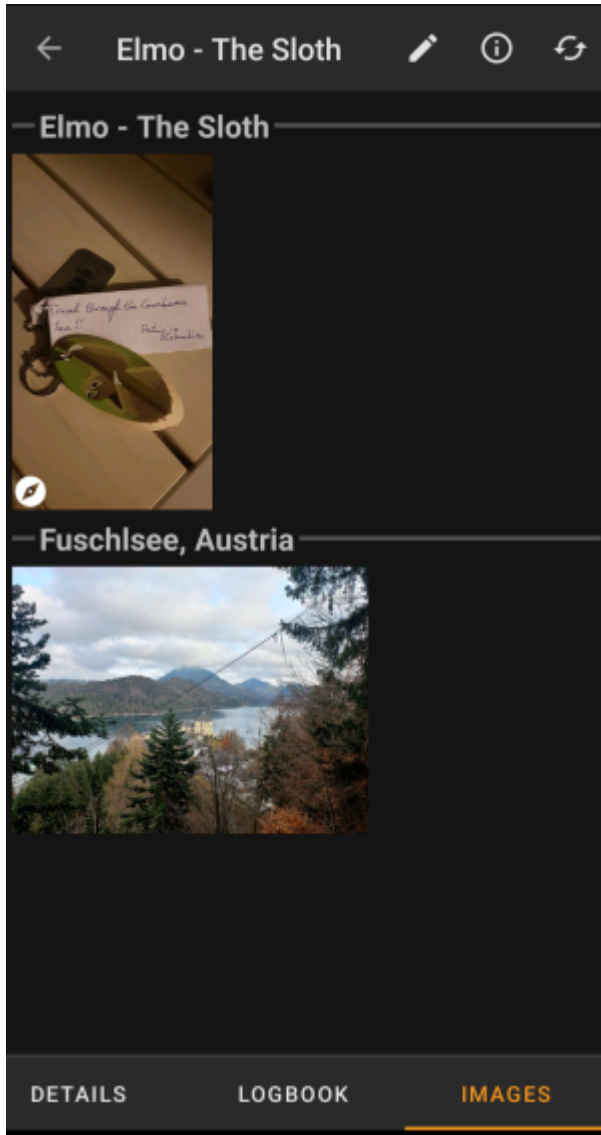


This tab contains a scroll able list with the log entries, each containing the username, the log date, the log type, the cache associated to the trackable log and the log text.


Clicking on the username will open a context menu with owner related search options.

Clicking on the log text allows you to copy the text to your clipboard. Furthermore you can use it to trigger translating the log into another language.


Image tab



This tab contains the images available for the trackable. It will contain all pictures from the trackable description as well as all pictures attached to logbook entries available in the [logbook tab](#).

 This is not the same function as the trackable gallery on the geocaching web page, as only the log pictures of the most recent 35 logs but not all are shown here.

Clicking on an image opens the picture in your default image viewer.

 If the image contains coordinates in its header info, a small compass rose icon will be shown on the lower left corner of the image. In this case you can short click or long click on that icon to start your preferred or secondary preferred [navigation](#).