

Table of Contents

- Logging of Geocaches** 2
- Top bar menu*** 2
- Logging screen*** 3
- Log types 3
- Log date 4
- Report problem 4
- GCVote rating 5
- Favorite point 5
- Twitter 5
- Inventory*** 5
- Attach image*** 6

Logging of Geocaches

If you select to log a visit for a geocache, the following screen will be shown.





Top bar menu



The icons shown in the top bar and the contents behind the overflow menu button are distributed dynamically based on your device resolution and screen orientation. Thus it might be possible, that more or less items can be found behind the menu button or instead shown as icons in the top bar on your device.

In case a menu entry is shown as an icon you can long press the icon to get a popup showing its function.




Icon	Function	Description
	Send log	Use this button to send you log online after you finished composing it.
	Add a template	This allows you to either add a template or your signature to the log.

Icon	Function	Description
	Menu overflow button	Tapping here will open the menu of functions not fitting into the top bar on your device, thus being displayed as a list instead. The function shown in this list are also described in this table.
	Attach image	This allows you to select an existing image or take a new picture, which will be added to the log.
	Smilies	Opens a list of smiley tags you can insert into your log.
	Save offline	Saves your composed log offline only instead of sending it online.
	Repeat last log	This function will insert the log text of the last cache you logged into the log text field.
	Sort Trackables	You can change the sorting order of the trackable list either to sort by trackable name or by tracking code.
	Clear	This will delete the log text and reset the logging screen.

Logging screen

Log types



Log Type	Description
Found it	<p>You have found this cache. This is the default log type when opening the logging screen.</p>  <p>This log type is no longer available if you already posted a found log for the cache.</p>
Attended	This log type is available for event caches only and is used there instead of the Found it log.
Webcam photo taken	This log type is available for webcam caches only and is used there instead of the Found it log.
Will attend	This log type is available for event caches only and can be used to tell the owner, that you plan to attend the event.
Didn't find it	You did not find the cache.
Write note	Write a comment/note for this cache.
Needs Maintenance	<p>Select this log type to report, that the cache needs owner maintenance.</p>  <p>This log type is no longer available for geocaching.com and some of the opencaching sites but has been replaced by the report problem function.</p>
Needs Archived	<p>Select this log type to report, that the cache should be archived.</p>  <p>This log type is no longer available for geocaching.com but has been replaced by the report problem function.</p>
Maintenance Performed	This log type is only available if you are the owner of the cache and allows you to post an owner maintenance log.

Log Type	Description
Disabled	This log type is only available if you are the owner of the cache and can be used to temporarily disable your cache.
Enabled	This log type is only available if you are the owner of the cache and the cache is currently disabled. It can be used to enable the cache again.
Archived	This log type is only available if you are the owner of the cache and can be used to permanently archive your cache.

Log date



By default c:geo will use the current date for the log and show Today in this field. You can however tap on this field to open a calendar tool and select another date for this log.

Report problem



For caches from geocaching.com and some of the opencaching sites you can report, that the cache has a problem in parallel of logging your “Found it” or “Didn't find it” log.

Tap on the field to open a drop down menu containing the available problem reports (depending on the geocaching provider, cache type, cache status and log type):

Menu item	Description
No Problem	No problem report will be attached to your log. This is the default selection.
Logbook is full	Informs the owner, that the logbook of the cache is full.
Container might be missing	Informs the owner, that the cache container is probably gone. This problem type is not available in conjunction with a “Found it” log.
Container is damaged	Informs the owner, that something is wrong with the geocache container.
Cache should be archived	Informs the reviewers/administrators of the geocaching provider, that this cache should be archived.
Other	Another problem, which you should further describe in your log text.

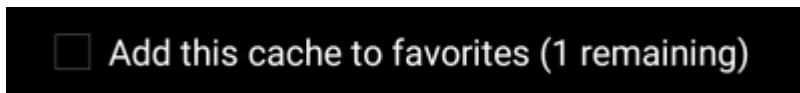
GCVote rating



This section is only shown if you enabled and authorized [GCVote](#) in the [settings](#). You can then use it to select the quality rating you want to give to the cache. Simply tap on the stars to select a rating between 1 and 5 stars in steps of 0.5 stars. The subtitle will show you the textual equivalent of the rating you selected (e.g. "Better than average" = 3.5 stars).


The rating will be submitted when you send the log.

Favorite point



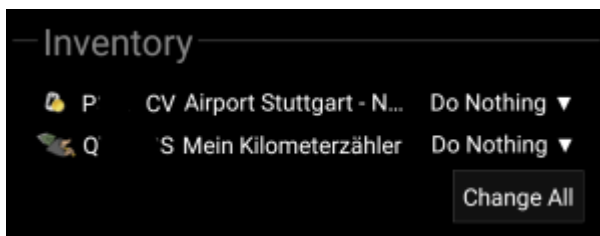
This field is only shown if you are premium member of geocaching.com. Activating the checkbox will assign a favorite point to the cache when the log is sent. The value in parenthesis shows the amount of remaining favorite points you have.

Twitter



If you connected c:geo with [Twitter](#) in the [settings](#) this field will be shown. If you enable the checkbox c:geo will post a tweet in parallel to sending this log.

Inventory





This section lists all trackable items, which are currently in your inventory. It shows the icon of the trackable type (e.g. Travelbug, Geokrety), the tracking code and the name of the trackables. You can tap on any of them to see the [trackable details](#). Using the drop down menu on the right hand side, you can select the action you would like to perform with this trackable on this cache:

Menu item	Description
Do nothing	Do not perform any trackable action for this trackable when posting your log for the cache.
Visited	Let this trackable visit this cache when posting your log for the cache.
Dropped Off	This trackable will be dropped off into this cache when posting you log for the cache.

Below the trackable list there you can use the button **Change All** to select the action for all trackable items in your inventory at once.

Attach image

Selecting the menu option **Attach image** from the [top bar menu](#) will open a new screen, where you can attach a picture to your log.



Selecting Existing opens your default gallery app and lets you pick an existing image from your gallery. Selecting New opens your device camera to take a new image.

Afterwards you can write a caption and provide a description for the picture, which will be added to your picture on the cache log. You can also (optionally) select to downscale your image to different pixel sizes to reduce the data amount being transferred when posting the log with your image.



At the moment c:geo does only support attaching a single image to each log. Attaching of multiple images is not (yet) supported.