
















Table of Contents

Geocache Icons 2

Geocache Icons

c:geo uses dedicated icons for the different types of Geocaches available. The following table provides an overview of the used icons, the corresponding cache type and a basic description of the characteristic features of this cache type.

Icon	Cache Type	Basic description
	Traditional Cache	This is classic type of geocaches. The geocache can be found at the given coordinates.
	Multi Cache	A multi cache uses at least two locations. The geocache itself is located at the final location, but you need to visit several locations and possibly solve questions/riddles at each stage to find out the final location.
	Earth Cache	The location of an earth cache is a location of special geological interest. The aim of these geocaches is to educate the geocachers about the geology of the earth. At the location typically questions need to be answered to be able to log the geocache. There is no physical geocache at the location. More information can be found at earthcache.org .
	Mystery Cache	This geocache type covers many possibilities, where the geocache is typically not located at the given coordinates but the real location has to be investigated. Typically the user has to answer questions or solve the riddle in the cache description to reveal the real location.
	Wherigo Cache	Wherigo is a way to play location depending adventures. Using a dedicated Wherigo app and the cache cartridge file, the geocacher has to play a location based game or answer location based questions. More information at wherigo.com
	Virtual Cache	A virtual cache location does not contain a physical geocache. At the location an assignment needs to be carried out or a question needs to be answered. If this is done correctly and the location is really visited, the geocache can be logged as found.
	Letterbox Hybrid Cache	A letterbox geocache uses clues instead of coordinates. A stamp can be found at the final location to record the visit.
	Webcam Cache	At this geocache type you need to stand in front of a public webcam and capture a picture from this cam. Afterwards the picture needs to be posted together with your log to claim the find.
	Event Cache	Sometimes geocachers organize events at a certain time and place to meet and discuss about Geocaching.
	Mega Event Cache	A Mega Event Cache is basically the same as an Event Cache, but the event is bigger. A minimum number of 500 geocachers need to be registered.
	Giga Event Cache	A Giga Event Cache is basically the same as Mega Event Cache, but the event is even bigger. A minimum number of 5000 geocachers need to be registered.
	CITO Event Cache	CITO Event Cache are events organized for the purpose of cleaning the environment or a similar task and (optionally) afterwards place a new geocache at the location. CITO is the abbreviation for Cache-In-Trash-Out.
	Project APE Cache	14 Geocaches of this type have originally been placed in 2011 to support the movie "Planet of the Apes". Only a few geocaches exist today, which makes it one of the rarest Geocache types.
	Groundspeak Headquarter Cache	There is only one Geocache of this type, located at the HQ of Groundspeak, the company behind Geocaching.com, in Seattle, Washington, USA.
	Unknown Cache Type	If this cache type is shown either c:geo could not (yet) load the cache type of this Geocache, it is a cache type not explicitly supported by c:geo (e.g. Lab Caches on geocaching.com) or it is a dedicated Unknown Type Geocache as supported on open caching platforms.